

# ALLiON LiFePO4 Rechargeable Battery

## R & J Batteries Pty Ltd

Chemwatch Hazard Alert Code: 2

Chemwatch: 5420-74

Version No: 2.1.1.1

Safety Data Sheet according to WHS and ADG requirements

Issue Date: 26/08/2020

Print Date: 27/08/2020

L.GHS.AUS.EN

### SECTION 1 Identification of the substance / mixture and of the company / undertaking

#### Product Identifier

Product name	ALLiON LiFePO4 Rechargeable Battery
Synonyms	Model No.; TB1280F-SC-S110A; TB12108F-SC-S110B; TB12126F-SC-S110A; TB-BL12108F-SC-S110A; TB-BL12126F-SC-S110A
Proper shipping name	LITHIUM ION BATTERIES (including lithium ion polymer batteries)
Other means of identification	Not Available

#### Relevant identified uses of the substance or mixture and uses advised against

Relevant identified uses	Battery. Use according to manufacturer's directions. SDS are intended for use in the workplace. For domestic-use products, refer to consumer labels.
--------------------------	--

#### Details of the supplier of the safety data sheet

Registered company name	R & J Batteries Pty Ltd
Address	852 La Trobe St Ballarat Australia
Telephone	+61 3 5335 9888
Fax	+61 3 5336 4976
Website	<a href="http://rjbatt.com.au">rjbatt.com.au</a>
Email	<a href="mailto:rjbatt@rjbatt.com.au">rjbatt@rjbatt.com.au</a>

#### Emergency telephone number

Association / Organisation	Chemwatch Emergency Response	CHEMWATCH EMERGENCY RESPONSE
Emergency telephone numbers	1800 951 288 (Toll free - use within AU)	+61 2 9186 1132
Other emergency telephone numbers	+61 2 9186 1132 (Alternative global number)	+61 1800 951 288


Once connected and if the message is not in your preferred language then please dial 01

### SECTION 2 Hazards identification

#### Classification of the substance or mixture

Poisons Schedule	S6
Classification [1]	Skin Corrosion/Irritation Category 2, Eye Irritation Category 2A, Specific target organ toxicity - repeated exposure Category 2, Chronic Aquatic Hazard Category 4
Legend:	1. Classified by Chemwatch; 2. Classification drawn from HCIS; 3. Classification drawn from Regulation (EU) No 1272/2008 - Annex VI

#### Label elements

Hazard pictogram(s)	
Signal word	Warning

ALLiON LiFePO4 Rechargeable Battery

**Hazard statement(s)**

<b>H315</b>	Causes skin irritation.
<b>H319</b>	Causes serious eye irritation.
<b>H373</b>	May cause damage to organs through prolonged or repeated exposure.
<b>H413</b>	May cause long lasting harmful effects to aquatic life.

**Precautionary statement(s) Prevention**

<b>P260</b>	Do not breathe dust/fume.
<b>P273</b>	Avoid release to the environment.
<b>P280</b>	Wear protective gloves/protective clothing/eye protection/face protection.

**Precautionary statement(s) Response**

<b>P321</b>	Specific treatment (see advice on this label).
<b>P362</b>	Take off contaminated clothing and wash before reuse.
<b>P305+P351+P338</b>	IF IN EYES: Rinse cautiously with water for several minutes. Remove contact lenses, if present and easy to do. Continue rinsing.
<b>P314</b>	Get medical advice/attention if you feel unwell.
<b>P337+P313</b>	If eye irritation persists: Get medical advice/attention.
<b>P302+P352</b>	IF ON SKIN: Wash with plenty of water.
<b>P332+P313</b>	If skin irritation occurs: Get medical advice/attention.

**Precautionary statement(s) Storage**

Not Applicable

**Precautionary statement(s) Disposal**

<b>P501</b>	Dispose of contents/container to authorised hazardous or special waste collection point in accordance with any local regulation.
-------------	--

**SECTION 3 Composition / information on ingredients**

**Substances**

See section below for composition of Mixtures

**Mixtures**

CAS No	%[weight]	Name
15365-14-7	28-32	<u>lithium iron phosphate</u>
7440-50-8	16-20	<u>copper</u>
7429-90-5	15-19	<u>aluminium</u>
Not Available	15-18	organic solvents
7782-42-5	13-17	<u>graphite</u>
21324-40-3	1.6-2	<u>lithium fluorophosphate</u>

**SECTION 4 First aid measures**

**Description of first aid measures**

<b>Eye Contact</b>	<ul style="list-style-type: none"> <li>▸ Generally not applicable.</li> </ul> <p>If this product comes in contact with the eyes:</p> <ul style="list-style-type: none"> <li>▸ Wash out immediately with fresh running water.</li> <li>▸ Ensure complete irrigation of the eye by keeping eyelids apart and away from eye and moving the eyelids by occasionally lifting the upper and lower lids.</li> <li>▸ Seek medical attention without delay; if pain persists or recurs seek medical attention.</li> <li>▸ Removal of contact lenses after an eye injury should only be undertaken by skilled personnel.</li> </ul>
<b>Skin Contact</b>	<p>If skin contact occurs:</p> <ul style="list-style-type: none"> <li>▸ Immediately remove all contaminated clothing, including footwear.</li> <li>▸ Flush skin and hair with running water (and soap if available).</li> <li>▸ Seek medical attention in event of irritation.</li> <li>▸ Generally not applicable.</li> </ul>

## ALLiON LiFePO4 Rechargeable Battery

<b>Inhalation</b>	<ul style="list-style-type: none"> <li>▶ If fumes or combustion products are inhaled remove from contaminated area.</li> <li>▶ Lay patient down. Keep warm and rested.</li> <li>▶ Prostheses such as false teeth, which may block airway, should be removed, where possible, prior to initiating first aid procedures.</li> <li>▶ Apply artificial respiration if not breathing, preferably with a demand valve resuscitator, bag-valve mask device, or pocket mask as trained. Perform CPR if necessary.</li> <li>▶ Transport to hospital, or doctor, without delay.</li> <li>▶ Generally not applicable.</li> </ul>
<b>Ingestion</b>	<ul style="list-style-type: none"> <li>▶ Generally not applicable.</li> <li>▶ <b>If swallowed do NOT induce vomiting.</b></li> <li>▶ If vomiting occurs, lean patient forward or place on left side (head-down position, if possible) to maintain open airway and prevent aspiration.</li> <li>▶ Observe the patient carefully.</li> <li>▶ Never give liquid to a person showing signs of being sleepy or with reduced awareness; i.e. becoming unconscious.</li> <li>▶ Give water to rinse out mouth, then provide liquid slowly and as much as casualty can comfortably drink.</li> <li>▶ Seek medical advice.</li> </ul>

**Indication of any immediate medical attention and special treatment needed**

for phosphate salts intoxication:

- ▶ All treatments should be based on observed signs and symptoms of distress in the patient. Consideration should be given to the possibility that overexposure to materials other than this product may have occurred.
- ▶ Ingestion of large quantities of phosphate salts (over 1.0 grams for an adult) may cause an osmotic catharsis resulting in diarrhoea and probable abdominal cramps. Larger doses such as 4-8 grams will almost certainly cause these effects in everyone. In healthy individuals most of the ingested salt will be excreted in the faeces with the diarrhoea and, thus, not cause any systemic toxicity. Doses greater than 10 grams hypothetically may cause systemic toxicity.
- ▶ Treatment should take into consideration both anionic and cation portion of the molecule.
- ▶ All phosphate salts, except calcium salts, have a hypothetical risk of hypocalcaemia, so calcium levels should be monitored.

Treat symptomatically.

for copper intoxication:

- ▶ Unless extensive vomiting has occurred empty the stomach by lavage with water, milk, sodium bicarbonate solution or a 0.1% solution of potassium ferrocyanide (the resulting copper ferrocyanide is insoluble).
- ▶ Administer egg white and other demulcents.
- ▶ Maintain electrolyte and fluid balances.
- ▶ Morphine or meperidine (Demerol) may be necessary for control of pain.
- ▶ If symptoms persist or intensify (especially circulatory collapse or cerebral disturbances, try BAL intramuscularly or penicillamine in accordance with the supplier's recommendations.
- ▶ Treat shock vigorously with blood transfusions and perhaps vasopressor amines.
- ▶ If intravascular haemolysis becomes evident protect the kidneys by maintaining a diuresis with mannitol and perhaps by alkalinising the urine with sodium bicarbonate.
- ▶ It is unlikely that methylene blue would be effective against the occasional methaemoglobinemia and it might exacerbate the subsequent haemolytic episode.
- ▶ Institute measures for impending renal and hepatic failure.

[GOSSELIN, SMITH & HODGE: Commercial Toxicology of Commercial Products]

- ▶ A role for activated charcoals for emesis is, as yet, unproven.
- ▶ In severe poisoning CaNa<sub>2</sub>EDTA has been proposed.

[ELLENHORN & BARCELOUX: Medical Toxicology]

Clinical effects of lithium intoxication appear to relate to duration of exposure as well as to level.

- ▶ Lithium produces a generalised slowing of the electroencephalogram; the anion gap may increase in severe cases.
- ▶ Emesis (or lavage if the patient is obtunded or convulsing) is indicated for ingestions exceeding 40 mg (Li)/Kg.
- ▶ Overdose may delay absorption; decontamination measures may be more effective several hours after cathartics.
- ▶ Charcoal is not useful. No clinical data are available to guide the administration of cathartics.
- ▶ Haemodialysis significantly increases lithium clearance; indications for haemodialysis include patients with serum levels above 4 meq/L.
- ▶ There are no antidotes.

[Ellenhorn and Barceloux: Medical Toxicology]

For acute or short term repeated exposures to iron and its derivatives:

- ▶ Always treat symptoms rather than history.
- ▶ In general, however, toxic doses exceed 20 mg/kg of ingested material (as elemental iron) with lethal doses exceeding 180 mg/kg.
- ▶ Control of iron stores depend on variation in absorption rather than excretion. Absorption occurs through aspiration, ingestion and burned skin.
- ▶ Hepatic damage may progress to failure with hypoprothrombinaemia and hypoglycaemia. Hepatorenal syndrome may occur.
- ▶ Iron intoxication may also result in decreased cardiac output and increased cardiac pooling which subsequently produces hypotension.
- ▶ Serum iron should be analysed in symptomatic patients. Serum iron levels (2-4 hrs post-ingestion) greater than 100 ug/dL indicate poisoning with levels, in excess of 350 ug/dL, being potentially serious. Emesis or lavage (for obtunded patients with no gag reflex) are the usual means of decontamination.
- ▶ Activated charcoal does not effectively bind iron.
- ▶ Catharsis (using sodium sulfate or magnesium sulfate) may only be used if the patient already has diarrhoea.
- ▶ Deferoxamine is a specific chelator of ferric (3+) iron and is currently the antidote of choice. It should be administered parenterally. [Ellenhorn and Barceloux: Medical Toxicology]

Copper, magnesium, aluminium, antimony, iron, manganese, nickel, zinc (and their compounds) in welding, brazing, galvanising or smelting operations all give rise

ALLiON LiFePO4 Rechargeable Battery

to thermally produced particulates of smaller dimension than may be produced if the metals are divided mechanically. Where insufficient ventilation or respiratory protection is available these particulates may produce "metal fume fever" in workers from an acute or long term exposure.

- Onset occurs in 4-6 hours generally on the evening following exposure. Tolerance develops in workers but may be lost over the weekend. (Monday Morning Fever)
- Pulmonary function tests may indicate reduced lung volumes, small airway obstruction and decreased carbon monoxide diffusing capacity but these abnormalities resolve after several months.
- Although mildly elevated urinary levels of heavy metal may occur they do not correlate with clinical effects.
- The general approach to treatment is recognition of the disease, supportive care and prevention of exposure.
- Seriously symptomatic patients should receive chest x-rays, have arterial blood gases determined and be observed for the development of tracheobronchitis and pulmonary edema.

[Ellenhorn and Barceloux: Medical Toxicology]

**SECTION 5 Firefighting measures**

**Extinguishing media**

Metal dust fires need to be smothered with sand, inert dry powders.

**DO NOT USE WATER, CO2 or FOAM.**

- Use DRY sand, graphite powder, dry sodium chloride based extinguishers, G-1 or Met L-X to smother fire.
- Confining or smothering material is preferable to applying water as chemical reaction may produce flammable and explosive hydrogen gas.
- Chemical reaction with CO2 may produce flammable and explosive methane.
- If impossible to extinguish, withdraw, protect surroundings and allow fire to burn itself out.
- Sand, dry powder extinguishers or other inerts should be used to smother dust fires.
- **DO NOT** use halogenated fire extinguishing agents.

**Special hazards arising from the substrate or mixture**

<b>Fire Incompatibility</b>	<ul style="list-style-type: none"> <li>▸ Reacts with acids producing flammable / explosive hydrogen (H2) gas</li> <li>▸ Avoid contamination with oxidising agents i.e. nitrates, oxidising acids, chlorine bleaches, pool chlorine etc. as ignition may result</li> <li>▸ Keep dry</li> <li>▸ <b>NOTE:</b> May develop pressure in containers; open carefully. Vent periodically.</li> </ul>
-----------------------------	--

**Advice for firefighters**

<b>Fire Fighting</b>	<ul style="list-style-type: none"> <li>▸ Alert Fire Brigade and tell them location and nature of hazard.</li> <li>▸ Wear breathing apparatus plus protective gloves.</li> <li>▸ Prevent, by any means available, spillage from entering drains or water courses.</li> <li>▸ Use water delivered as a fine spray to control fire and cool adjacent area.</li> <li>▸ <b>DO NOT</b> approach containers suspected to be hot.</li> <li>▸ Cool fire exposed containers with water spray from a protected location.</li> <li>▸ If safe to do so, remove containers from path of fire.</li> <li>▸ Equipment should be thoroughly decontaminated after use.</li> </ul> <p>Slight hazard when exposed to heat, flame and oxidisers.</p>
----------------------	--

<b>Fire/Explosion Hazard</b>	<ul style="list-style-type: none"> <li>▸ <b>DO NOT</b> disturb burning dust. Explosion may result if dust is stirred into a cloud, by providing oxygen to a large surface of hot metal.</li> <li>▸ <b>DO NOT</b> use water or foam as generation of explosive hydrogen may result.</li> </ul> <p>With the exception of the metals that burn in contact with air or water (for example, sodium), masses of combustible metals do not represent unusual fire risks because they have the ability to conduct heat away from hot spots so efficiently that the heat of combustion cannot be maintained - this means that it will require a lot of heat to ignite a mass of combustible metal. Generally, metal fire risks exist when sawdust, machine shavings and other metal 'fines' are present.</p> <p>Metal powders, while generally regarded as non-combustible:</p> <ul style="list-style-type: none"> <li>▸ May burn when metal is finely divided and energy input is high.</li> <li>▸ May react explosively with water.</li> <li>▸ May be ignited by friction, heat, sparks or flame.</li> <li>▸ May <b>REIGNITE</b> after fire is extinguished.</li> <li>▸ Will burn with intense heat.</li> </ul> <p>Note:</p> <ul style="list-style-type: none"> <li>▸ Metal dust fires are slow moving but intense and difficult to extinguish.</li> <li>▸ Containers may explode on heating.</li> <li>▸ Dusts or fumes may form explosive mixtures with air.</li> <li>▸ Gases generated in fire may be poisonous, corrosive or irritating.</li> <li>▸ Hot or burning metals may react violently upon contact with other materials, such as oxidising agents and extinguishing agents used on fires involving ordinary combustibles or flammable liquids.</li> <li>▸ Temperatures produced by burning metals can be higher than temperatures generated by burning flammable liquids</li> <li>▸ Some metals can continue to burn in carbon dioxide, nitrogen, water, or steam atmospheres in which ordinary combustibles or flammable liquids would be incapable of burning.</li> </ul> <p>Combustible. Will burn if ignited. Combustion products include:</p>
------------------------------	--

ALLiON LiFePO4 Rechargeable Battery

	<p>carbon monoxide (CO) carbon dioxide (CO<sub>2</sub>) phosphorus oxides (PO<sub>x</sub>) metal oxides other pyrolysis products typical of burning organic material. When aluminium oxide dust is dispersed in air, firefighters should wear protection against inhalation of dust particles, which can also contain hazardous substances from the fire absorbed on the alumina particles. Articles and manufactured articles may constitute a fire hazard where polymers form their outer layers or where combustible packaging remains in place. Certain substances, found throughout their construction, may degrade or become volatile when heated to high temperatures. This may create a secondary hazard.</p>
<b>HAZCHEM</b>	2Y

**SECTION 6 Accidental release measures**

**Personal precautions, protective equipment and emergency procedures**

See section 8

**Environmental precautions**

See section 12

**Methods and material for containment and cleaning up**

<b>Minor Spills</b>	<ul style="list-style-type: none"> <li>▶ Clean up all spills immediately.</li> <li>▶ Secure load if safe to do so.</li> <li>▶ Bundle/collect recoverable product.</li> <li>▶ Collect remaining material in containers with covers for disposal.</li> </ul>
<b>Major Spills</b>	<ul style="list-style-type: none"> <li>· Do not use compressed air to remove metal dusts from floors, beams or equipment</li> <li>· Vacuum cleaners, of flame-proof design, should be used to minimise dust accumulation.</li> <li>· Use non-sparking handling equipment, tools and natural bristle brushes.</li> <li>· Provide grounding and bonding where necessary to prevent accumulation of static charges during metal dust handling and transfer operations</li> <li>· Cover and reseal partially empty containers.</li> <li>· Do not allow chips, fines or dusts to contact water, particularly in enclosed areas.</li> <li>▶ Clean up all spills immediately.</li> <li>▶ Wear protective clothing, safety glasses, dust mask, gloves.</li> <li>▶ Secure load if safe to do so. Bundle/collect recoverable product.</li> <li>▶ Use dry clean up procedures and avoid generating dust.</li> <li>▶ Vacuum up (consider explosion-proof machines designed to be grounded during storage and use).</li> <li>▶ Water may be used to prevent dusting.</li> <li>▶ Collect remaining material in containers with covers for disposal.</li> <li>▶ Flush spill area with water.</li> </ul> <p>Minor hazard.</p> <ul style="list-style-type: none"> <li>▶ Clear area of personnel.</li> <li>▶ Alert Fire Brigade and tell them location and nature of hazard.</li> <li>▶ Control personal contact with the substance, by using protective equipment as required.</li> <li>▶ Prevent spillage from entering drains or water ways.</li> <li>▶ Contain spill with sand, earth or vermiculite.</li> <li>▶ Collect recoverable product into labelled containers for recycling.</li> <li>▶ Absorb remaining product with sand, earth or vermiculite and place in appropriate containers for disposal.</li> <li>▶ Wash area and prevent runoff into drains or waterways.</li> <li>▶ If contamination of drains or waterways occurs, advise emergency services.</li> </ul>

Personal Protective Equipment advice is contained in Section 8 of the SDS.

**SECTION 7 Handling and storage**

**Precautions for safe handling**

<b>Safe handling</b>	<p>For molten metals:</p> <ul style="list-style-type: none"> <li>· Molten metal and water can be an explosive combination. The risk is greatest when there is sufficient molten metal to entrap or seal off water. Water and other forms of contamination on or contained in scrap or remelt ingot are known to have caused explosions in melting operations. While the products may have minimal surface roughness and internal voids, there remains the possibility of moisture contamination or entrapment. If confined, even a few drops can lead to violent explosions.</li> <li>· All tooling, containers, molds and ladles, which come in contact with molten metal must be preheated or specially coated, rust free and approved for such use.</li> <li>· Any surfaces that may contact molten metal (e.g. concrete) should be specially coated</li> </ul>
----------------------	--

ALLiON LiFePO4 Rechargeable Battery

	<ul style="list-style-type: none"> <li>· Drops of molten metal in water (e.g. from plasma arc cutting), while not normally an explosion hazard, can generate enough flammable hydrogen gas to present an explosion hazard. Vigorous circulation of the water and removal of the particles minimise the hazard.</li> <li>· During melting operations, the following minimum guidelines should be observed:             <ul style="list-style-type: none"> <li>· Inspect all materials prior to furnace charging and completely remove surface contamination such as water, ice, snow, deposits of grease and oil or other surface contamination resulting from weather exposure, shipment, or storage.</li> <li>· Store materials in dry, heated areas with any cracks or cavities pointed downwards.</li> <li>· Preheat and dry large objects adequately before charging in to a furnace containing molten metal. This is typically done by the use of a drying oven or homogenising furnace. The dry cycle should bring the metal temperature of the coldest item of the batch to 200 degree C (400 deg F) and then hold at that temperature for 6 hours.</li> </ul> </li> </ul> <ul style="list-style-type: none"> <li>▸ Limit all unnecessary personal contact.</li> <li>▸ Wear protective clothing when risk of exposure occurs.</li> <li>▸ Use in a well-ventilated area.</li> <li>▸ Avoid contact with incompatible materials.</li> <li>▸ When handling, <b>DO NOT eat, drink or smoke.</b></li> <li>▸ Keep containers securely sealed when not in use.</li> <li>▸ Avoid physical damage to containers.</li> <li>▸ Always wash hands with soap and water after handling.</li> <li>▸ Work clothes should be laundered separately.</li> <li>▸ Use good occupational work practice.</li> <li>▸ Observe manufacturer's storage and handling recommendations contained within this SDS.</li> <li>▸ Atmosphere should be regularly checked against established exposure standards to ensure safe working conditions are maintained.</li> </ul>
<b>Other information</b>	<ul style="list-style-type: none"> <li>▸ Store in original containers.</li> <li>▸ Keep containers securely sealed.</li> <li>▸ Store in a cool, dry, well-ventilated area.</li> <li>▸ Store away from incompatible materials and foodstuff containers.</li> <li>▸ Protect containers against physical damage and check regularly for leaks.</li> <li>▸ Observe manufacturer's storage and handling recommendations contained within this SDS.</li> </ul>

**Conditions for safe storage, including any incompatibilities**

<b>Suitable container</b>	Generally packaging as originally supplied with the article or manufactured item is sufficient to protect against physical hazards. If repackaging is required ensure the article is intact and does not show signs of wear. As far as is practicably possible, reuse the original packaging or something providing a similar level of protection to both the article and the handler.
<b>Storage incompatibility</b>	<ul style="list-style-type: none"> <li>▸ Avoid reaction with oxidising agents, bases and strong reducing agents.</li> <li>▸ Avoid strong acids, acid chlorides, acid anhydrides and chloroformates.</li> </ul>

**SECTION 8 Exposure controls / personal protection**

**Control parameters**

**Occupational Exposure Limits (OEL)**

**INGREDIENT DATA**

Source	Ingredient	Material name	TWA	STEL	Peak	Notes
Australia Exposure Standards	copper	Copper, dusts & mists (as Cu)	1 mg/m3	Not Available	Not Available	Not Available
Australia Exposure Standards	copper	Copper (fume)	0.2 mg/m3	Not Available	Not Available	Not Available
Australia Exposure Standards	aluminium	Aluminium, pyro powders (as Al)	5 mg/m3	Not Available	Not Available	Not Available
Australia Exposure Standards	aluminium	Aluminium (metal dust)	10 mg/m3	Not Available	Not Available	Not Available
Australia Exposure Standards	aluminium	Aluminium (welding fumes) (as Al)	5 mg/m3	Not Available	Not Available	Not Available
Australia Exposure Standards	graphite	Graphite (all forms except fibres) (respirable dust) (natural & synthetic)	3 mg/m3	Not Available	Not Available	(e) Containing no asbestos and < 1% crystalline silica.

**Emergency Limits**

Ingredient	Material name	TEEL-1	TEEL-2	TEEL-3
copper	Copper	3 mg/m3	33 mg/m3	200 mg/m3
graphite	Carbon; (Graphite, 7782-42-5)	6 mg/m3	330 mg/m3	2,000 mg/m3
lithium fluorophosphate	Lithium hexafluorophosphate	7.5 mg/m3	83 mg/m3	500 mg/m3

ALLiON LiFePO4 Rechargeable Battery

Ingredient	Original IDLH	Revised IDLH
lithium iron phosphate	Not Available	Not Available
copper	100 mg/m3	Not Available
aluminium	Not Available	Not Available
graphite	1,250 mg/m3	Not Available
lithium fluorophosphate	Not Available	Not Available

Occupational Exposure Banding

Ingredient	Occupational Exposure Band Rating	Occupational Exposure Band Limit
lithium fluorophosphate	E	≤ 0.01 mg/m <sup>3</sup>


**Notes:** Occupational exposure banding is a process of assigning chemicals into specific categories or bands based on a chemical's potency and the adverse health outcomes associated with exposure. The output of this process is an occupational exposure band (OEB), which corresponds to a range of exposure concentrations that are expected to protect worker health.

MATERIAL DATA

Exposure controls

<b>Appropriate engineering controls</b>	<p>Articles or manufactured items, in their original condition, generally don't require engineering controls during handling or in normal use. Exceptions may arise following extensive use and subsequent wear, during recycling or disposal operations where substances, found in the article, may be released to the environment.</p> <p>Metal dusts must be collected at the source of generation as they are potentially explosive.</p> <ul style="list-style-type: none"> <li>▶ Avoid ignition sources.</li> <li>▶ Good housekeeping practices must be maintained.</li> <li>▶ Dust accumulation on the floor, ledges and beams can present a risk of ignition, flame propagation and secondary explosions.</li> <li>▶ Do not use compressed air to remove settled materials from floors, beams or equipment</li> <li>▶ Vacuum cleaners, of flame-proof design, should be used to minimise dust accumulation.</li> <li>▶ Use non-sparking handling equipment, tools and natural bristle brushes. Cover and reseal partially empty containers. Provide grounding and bonding where necessary to prevent accumulation of static charges during metal dust handling and transfer operations.</li> <li>▶ Do not allow chips, fines or dusts to contact water, particularly in enclosed areas.</li> <li>▶ Metal spraying and blasting should, where possible, be conducted in separate rooms. This minimises the risk of supplying oxygen, in the form of metal oxides, to potentially reactive finely divided metals such as aluminium, zinc, magnesium or titanium.</li> <li>▶ Work-shops designed for metal spraying should possess smooth walls and a minimum of obstructions, such as ledges, on which dust accumulation is possible.</li> <li>▶ Wet scrubbers are preferable to dry dust collectors.</li> <li>▶ Bag or filter-type collectors should be sited outside the workrooms and be fitted with explosion relief doors.</li> <li>▶ Cyclones should be protected against entry of moisture as reactive metal dusts are capable of spontaneous combustion in humid or partially wetted states.</li> <li>▶ Local exhaust systems must be designed to provide a minimum capture velocity at the fume source, away from the worker, of 0.5 metre/sec.</li> <li>▶ Local ventilation and vacuum systems must be designed to handle explosive dusts. Dry vacuum and electrostatic precipitators must not be used, unless specifically approved for use with flammable/ explosive dusts.</li> </ul> <p>Air contaminants generated in the workplace possess varying "escape" velocities which, in turn, determine the "capture velocities" of fresh circulating air required to effectively remove the contaminant.</p> <table border="1" style="width: 100%;"> <tr> <td>Type of Contaminant:</td> <td>Air Speed:</td> </tr> <tr> <td>welding, brazing fumes (released at relatively low velocity into moderately still air)</td> <td>0.5-1.0 m/s (100-200 f/min.)</td> </tr> </table> <p>Within each range the appropriate value depends on:</p> <table border="1" style="width: 100%;"> <thead> <tr> <th>Lower end of the range</th> <th>Upper end of the range</th> </tr> </thead> <tbody> <tr> <td>1: Room air currents minimal or favourable to capture</td> <td>1: Disturbing room air currents</td> </tr> <tr> <td>2: Contaminants of low toxicity or of nuisance value only.</td> <td>2: Contaminants of high toxicity</td> </tr> <tr> <td>3: Intermittent, low production.</td> <td>3: High production, heavy use</td> </tr> <tr> <td>4: Large hood or large air mass in motion</td> <td>4: Small hood-local control only</td> </tr> </tbody> </table> <p>Simple theory shows that air velocity falls rapidly with distance away from the opening of a simple extraction pipe. Velocity generally decreases with the square of distance from the extraction point (in simple cases). Therefore the air speed at the extraction point should be adjusted, accordingly, after reference to distance from the contaminating source. The air velocity at the extraction fan, for example, should be a minimum of 1-2.5 m/s (200-500 f/min.) for extraction of gases discharged 2 meters distant from the extraction point. Other mechanical considerations, producing performance deficits within the extraction apparatus, make it essential that theoretical air velocities are multiplied by factors of 10 or more when extraction systems are</p>	Type of Contaminant:	Air Speed:	welding, brazing fumes (released at relatively low velocity into moderately still air)	0.5-1.0 m/s (100-200 f/min.)	Lower end of the range	Upper end of the range	1: Room air currents minimal or favourable to capture	1: Disturbing room air currents	2: Contaminants of low toxicity or of nuisance value only.	2: Contaminants of high toxicity	3: Intermittent, low production.	3: High production, heavy use	4: Large hood or large air mass in motion	4: Small hood-local control only
	Type of Contaminant:	Air Speed:													
welding, brazing fumes (released at relatively low velocity into moderately still air)	0.5-1.0 m/s (100-200 f/min.)														
Lower end of the range	Upper end of the range														
1: Room air currents minimal or favourable to capture	1: Disturbing room air currents														
2: Contaminants of low toxicity or of nuisance value only.	2: Contaminants of high toxicity														
3: Intermittent, low production.	3: High production, heavy use														
4: Large hood or large air mass in motion	4: Small hood-local control only														

## ALLiON LiFePO4 Rechargeable Battery

	installed or used.
<b>Personal protection</b>	
<b>Eye and face protection</b>	<ul style="list-style-type: none"> <li>▸ Safety glasses with side shields.</li> <li>▸ Chemical goggles.</li> <li>▸ Contact lenses may pose a special hazard; soft contact lenses may absorb and concentrate irritants. A written policy document, describing the wearing of lenses or restrictions on use, should be created for each workplace or task. This should include a review of lens absorption and adsorption for the class of chemicals in use and an account of injury experience. Medical and first-aid personnel should be trained in their removal and suitable equipment should be readily available. In the event of chemical exposure, begin eye irrigation immediately and remove contact lens as soon as practicable. Lens should be removed at the first signs of eye redness or irritation - lens should be removed in a clean environment only after workers have washed hands thoroughly. [CDC NIOSH Current Intelligence Bulletin 59], [AS/NZS 1336 or national equivalent]</li> <li>▸ Generally not applicable.</li> </ul>
<b>Skin protection</b>	See Hand protection below
<b>Hands/feet protection</b>	<ul style="list-style-type: none"> <li>▸ Wear chemical protective gloves, e.g. PVC.</li> <li>▸ Wear safety footwear or safety gumboots, e.g. Rubber</li> </ul> <p><b>NOTE:</b></p> <ul style="list-style-type: none"> <li>▸ The material may produce skin sensitisation in predisposed individuals. Care must be taken, when removing gloves and other protective equipment, to avoid all possible skin contact.</li> <li>▸ Contaminated leather items, such as shoes, belts and watch-bands should be removed and destroyed.</li> <li>▸ Generally not applicable.</li> </ul>
<b>Body protection</b>	See Other protection below
<b>Other protection</b>	<ul style="list-style-type: none"> <li>· During repair or maintenance activities the potential exists for exposures to toxic metal particulate in excess of the occupational standards. Under these circumstances, protecting workers can require the use of specific work practices or procedures involving the combined use of ventilation, wet and vacuum cleaning methods, respiratory protection, decontamination, special protective clothing, and when necessary, restricted work zones.</li> <li>· Protective over-garments or work clothing must be worn by persons who may become contaminated with particulate during activities such as machining, furnace rebuilding, air cleaning equipment filter changes, maintenance, furnace tending, etc. Contaminated work clothing and over-garments must be managed in a controlled manner to prevent secondary exposure to workers of third parties, to prevent the spread of particulate to other areas, and to prevent particulate from being taken home by workers.</li> <li>· Personnel who handle and work with <u>molten metal</u> should utilise primary protective clothing like polycarbonate face shields, fire resistant tapper's jackets, neck shades (snoods), leggings, spats and similar equipment to prevent burn injuries. In addition to primary protection, secondary or day-to-day work clothing that is fire resistant and sheds metal splash is recommended for use with molten metal. Synthetic materials should never be worn even as secondary clothing (undergarments).</li> </ul>

**Respiratory protection**

Respiratory protection not normally required due to the physical form of the product.

**SECTION 9 Physical and chemical properties****Information on basic physical and chemical properties**

<b>Appearance</b>	Quadrate, odourless, solid battery.		
<b>Physical state</b>	Manufactured	<b>Relative density (Water = 1)</b>	Not Available
<b>Odour</b>	Not Available	<b>Partition coefficient n-octanol / water</b>	Not Available
<b>Odour threshold</b>	Not Available	<b>Auto-ignition temperature (°C)</b>	Not Available
<b>pH (as supplied)</b>	Not Available	<b>Decomposition temperature</b>	Not Available
<b>Melting point / freezing point (°C)</b>	Not Available	<b>Viscosity (cSt)</b>	Not Available
<b>Initial boiling point and boiling range (°C)</b>	Not Available	<b>Molecular weight (g/mol)</b>	Not Applicable
<b>Flash point (°C)</b>	Not Available	<b>Taste</b>	Not Available
<b>Evaporation rate</b>	Not Available	<b>Explosive properties</b>	Not Available
<b>Flammability</b>	Not Available	<b>Oxidising properties</b>	Not Available

Continued...



## ALLiON LiFePO4 Rechargeable Battery

Upper Explosive Limit (%)	Not Available	Surface Tension (dyn/cm or mN/m)	Not Applicable
Lower Explosive Limit (%)	Not Available	Volatile Component (%vol)	Not Available
Vapour pressure (kPa)	Not Available	Gas group	Not Available
Solubility in water	Not Available	pH as a solution (1%)	Not Available
Vapour density (Air = 1)	Not Available	VOC g/L	Not Available

## SECTION 10 Stability and reactivity

Reactivity	See section 7
Chemical stability	<ul style="list-style-type: none"> <li>▶ Unstable in the presence of incompatible materials.</li> <li>▶ Product is considered stable.</li> <li>▶ Hazardous polymerisation will not occur.</li> </ul>
Possibility of hazardous reactions	See section 7
Conditions to avoid	See section 7
Incompatible materials	See section 7
Hazardous decomposition products	See section 5

## SECTION 11 Toxicological information

## Information on toxicological effects

Inhaled	<p>Inhalation of vapours may cause drowsiness and dizziness. This may be accompanied by narcosis, reduced alertness, loss of reflexes, lack of coordination and vertigo.</p> <p>Limited evidence or practical experience suggests that the material may produce irritation of the respiratory system, in a significant number of individuals, following inhalation. In contrast to most organs, the lung is able to respond to a chemical insult by first removing or neutralising the irritant and then repairing the damage. The repair process, which initially evolved to protect mammalian lungs from foreign matter and antigens, may however, produce further lung damage resulting in the impairment of gas exchange, the primary function of the lungs. Respiratory tract irritation often results in an inflammatory response involving the recruitment and activation of many cell types, mainly derived from the vascular system.</p> <p>Inhalation of freshly formed metal oxide particles sized below 1.5 microns and generally between 0.02 to 0.05 microns may result in "metal fume fever". Symptoms may be delayed for up to 12 hours and begin with the sudden onset of thirst, and a sweet, metallic or foul taste in the mouth. Other symptoms include upper respiratory tract irritation accompanied by coughing and a dryness of the mucous membranes, lassitude and a generalised feeling of malaise. Mild to severe headache, nausea, occasional vomiting, fever or chills, exaggerated mental activity, profuse sweating, diarrhoea, excessive urination and prostration may also occur. Tolerance to the fumes develops rapidly, but is quickly lost. All symptoms usually subside within 24-36 hours following removal from exposure.</p> <p>Although carbon itself has no toxic action, associated impurities may be toxic. Iodine is often found as an impurity and air-borne carbon dusts, as a result, may produce irritation of the mucous membranes, the eyes, and skin. Symptoms of exposure may include coughing, irritation of the nose and throat and burning of the eyes.</p> <p>Copper poisoning following exposure to copper dusts and fume may result in headache, cold sweat and weak pulse. Capillary, kidney, liver and brain damage are the longer term manifestations of such poisoning. Inhalation of freshly formed metal oxide particles sized below 1.5 microns and generally between 0.02 to 0.05 microns may result in "metal fume fever". Symptoms may be delayed for up to 12 hours and begin with the sudden onset of thirst, and a sweet, metallic or foul taste in the mouth. Other symptoms include upper respiratory tract irritation accompanied by coughing and a dryness of the mucous membranes, lassitude and a generalised feeling of malaise. Mild to severe headache, nausea, occasional vomiting, fever or chills, exaggerated mental activity, profuse sweating, diarrhoea, excessive urination and prostration may also occur. Tolerance to the fumes develops rapidly, but is quickly lost. All symptoms usually subside within 24-36 hours following removal from exposure.</p>
Ingestion	<p>Severely toxic effects may result from the accidental ingestion of the material; animal experiments indicate that ingestion of less than 5 gram may be fatal or may produce serious damage to the health of the individual.</p> <p>Large doses of lithium ion have caused dizziness and prostration and can cause kidney damage if sodium intake is limited. Dehydration, weight-loss, dermatological effects and thyroid disturbances have been reported. Central nervous system effects that include slurred speech, blurred vision, sensory loss, impaired concentration, irritability, lethargy, confusion, disorientation, drowsiness, anxiety, spasticity, delirium, stupor, ataxia (loss of muscle coordination), sedation, fine and gross tremor, giddiness, twitching and convulsions may occur. Diarrhoea, vomiting and neuromuscular effects such as tremor, clonus (rapid contraction and relaxation of muscles) and hyperactive reflexes may occur as a result of repeated exposure to lithium.</p> <p>Acute severe overexposure may affect the kidneys, resulting in renal dysfunction, albuminuria, oliguria and degenerative changes. Cardiovascular effects may also result in cardiac arrhythmias and hypotension.</p> <p>The primary target organ for lithium toxicity is the central nervous system. Lithium is therefore used therapeutically on membrane transport proteins in the central nervous system when treating manic-depression. Lithium is moderately toxic with lethal dose of LiCl in rats of 526-840 mg/kg body weight. After chronic exposure to 1 meq/L decreased brain weight was observed in male offspring. Chemically, lithium resembles sodium, but is more toxic: in humans 5 g LiCl can result in fatal poisoning. In therapeutic doses, damages on the central nervous system and the kidneys have been reported.</p>

Acute toxic responses to aluminium are confined to the more soluble forms.

Ingestion of finely divided carbon may produce gagging and constipation. Aspiration does not appear to be a concern as the material is generally regarded as inert and is often used as a food additive. Ingestion may produce a black stool.

Numerous cases of a single oral exposure to high levels of copper have been reported. Consumption of copper-contaminated drinking water has been associated with mainly gastrointestinal symptoms including nausea, abdominal pain, vomiting and diarrhoea. A metallic taste, nausea, vomiting and epigastric burning often occur after ingestion of copper and its derivatives. The vomitus is usually green/blue and discolours contaminated skin. Acute poisonings from the ingestion of copper salts are rare due to their prompt removal by vomiting. Vomiting is due mainly to the local and astringent action of copper ion on the stomach and bowel. Emesis usually occurs within 5 to 10 minutes but may be delayed if food is present in the stomach. Should vomiting not occur, or is delayed, gradual absorption from the bowel may result in systemic poisoning with death, possibly, following within several days. Apparent recovery may be followed by lethal relapse. Systemic effects of copper resemble other heavy metal poisonings and produce wide-spread capillary damage, kidney and liver damage and central nervous system excitation followed by depression. Haemolytic anaemia (a result of red-blood cell damage) has been described in acute human poisoning. [GOSSELIN, SMITH HODGE: Clinical Toxicology of Commercial Products.]

Other symptoms of copper poisoning include lethargy, neurotoxicity, and increased blood pressure and respiratory rates. Coma and death have followed attempted suicides using solutions of copper sulfate. Copper is an essential element and most animal tissues have measurable amounts of copper associated with them. Humans have evolved mechanisms which maintain its availability whilst limiting its toxicity (homeostasis). Copper is initially bound in the body to a blood-borne protein, serum albumin and thereafter is more firmly bound to another protein, alpha-ceruloplasmin. Such binding effectively "inactivates" the copper, thus reducing its potential to produce toxic damage. In healthy individuals, bound copper can reach relatively high levels without producing adverse health effects. Excretion in the bile represents the major pathway by which copper is removed from the body when it reaches potentially toxic levels. Copper may also be stored in the liver and bone marrow where it is bound to another protein, metallothionein. A combination of binding and excretion ensures that the body is able to tolerate relatively high loadings of copper.

Phosphates are slowly and incompletely absorbed from the gastrointestinal tract and are unlikely (other than in abuse) to produce the systemic effects which occur when introduced by other routes. Such effects include vomiting, lethargy, fever, diarrhoea, falls in blood pressure, slow pulse, cyanosis, carpal spasm, coma and tetany. These effects result following sequestration of blood calcium.

Ingestion of large amounts of phosphate salts (over 1 gm for an adult) may produce osmotic catharsis resulting in diarrhoea and probably, abdominal cramp. Large doses (4-8 gm) will almost certainly produce these effects in most individuals. Most of the ingested salt will be excreted in the faeces of healthy individuals without producing systemic toxicity. Doses in excess of 10 gm may produce systemic toxicity.

#### Skin Contact

Evidence exists, or practical experience predicts, that the material either produces inflammation of the skin in a substantial number of individuals following direct contact, and/or produces significant inflammation when applied to the healthy intact skin of animals, for up to four hours, such inflammation being present twenty-four hours or more after the end of the exposure period. Skin irritation may also be present after prolonged or repeated exposure; this may result in a form of contact dermatitis (nonallergic). The dermatitis is often characterised by skin redness (erythema) and swelling (oedema) which may progress to blistering (vesiculation), scaling and thickening of the epidermis. At the microscopic level there may be intercellular oedema of the spongy layer of the skin (spongiosis) and intracellular oedema of the epidermis.

The material may accentuate any pre-existing dermatitis condition

Contact with aluminas (aluminium oxides) may produce a form of irritant dermatitis accompanied by pruritus.

Though considered non-harmful, slight irritation may result from contact because of the abrasive nature of the aluminium oxide particles.

Irritation and skin reactions are possible with sensitive skin

Open cuts, abraded or irritated skin should not be exposed to this material

Exposure to copper, by skin, has come from its use in pigments, ointments, ornaments, jewellery, dental amalgams and IUDs and as an antifungal agent and an algicide. Although copper algicides are used in the treatment of water in swimming pools and reservoirs, there are no reports of toxicity from these applications. Reports of allergic contact dermatitis following contact with copper and its salts have appeared in the literature, however the exposure concentrations leading to any effect have been poorly characterised. In one study, patch testing of 1190 eczema patients found that only 13 (1.1%) cross-reacted with 2% copper sulfate in petrolatum. The investigators warned, however, that the possibility of contamination with nickel (an established contact allergen) might have been the cause of the reaction. Copper salts often produce an itching eczema in contact with skin. This is, likely, of a non-allergic nature.

Entry into the blood-stream through, for example, cuts, abrasions, puncture wounds or lesions, may produce systemic injury with harmful effects. Examine the skin prior to the use of the material and ensure that any external damage is suitably protected.

#### Eye

Evidence exists, or practical experience predicts, that the material may cause eye irritation in a substantial number of individuals and/or may produce significant ocular lesions which are present twenty-four hours or more after instillation into the eye(s) of experimental animals.

Repeated or prolonged eye contact may cause inflammation characterised by temporary redness (similar to windburn) of the conjunctiva (conjunctivitis); temporary impairment of vision and/or other transient eye damage/ulceration may occur.

Symptoms of exposure by the eye to carbon particulates include irritation and a burning sensation. Following an industrial explosion, fine particles become embedded in the cornea and conjunctiva resulting in an inflammation which persisted for 2-3 weeks. Some particles remained permanently producing a punctate purplish-black discolouration.

Copper salts, in contact with the eye, may produce conjunctivitis or even ulceration and turbidity of the cornea.

Repeated or long-term occupational exposure is likely to produce cumulative health effects involving organs or biochemical systems.

Practical experience shows that skin contact with the material is capable either of inducing a sensitisation reaction in a substantial number of individuals, and/or of producing a positive response in experimental animals.

There is sufficient evidence to provide a strong presumption that human exposure to the material may produce heritable genetic damage.

There is sufficient evidence to provide a strong presumption that human exposure to the material may result in the development of heritable genetic damage, generally on the basis of

- appropriate animal studies,
- other relevant information

Harmful: danger of serious damage to health by prolonged exposure through inhalation, in contact with skin and if swallowed. Serious damage (clear functional disturbance or morphological change which may have toxicological significance) is likely to be caused by repeated or prolonged exposure. As a rule the material produces, or contains a substance which produces severe lesions. Such damage may become apparent following direct application in subchronic (90 day) toxicity studies or following sub-acute (28 day) or chronic (two-year) toxicity tests.

Chronic exposure to aluminas (aluminium oxides) of particle size 1.2 microns did not produce significant systemic or respiratory system effects in workers. Epidemiologic surveys have indicated an excess of nonmalignant respiratory disease in workers exposed to aluminum oxide during abrasives production.

Very fine Al<sub>2</sub>O<sub>3</sub> powder was not fibrogenic in rats, guinea pigs, or hamsters when inhaled for 6 to 12 months and sacrificed at periods up to 12 months following the last exposure.

When hydrated aluminas were injected intratracheally, they produced dense and numerous nodules of advanced fibrosis in rats, a reticulin network with occasional collagen fibres in mice and guinea pigs, and only a slight reticulin network in rabbits. Shaver's disease, a rapidly progressive and often fatal interstitial fibrosis of the lungs, is associated with a process involving the fusion of bauxite (aluminium oxide) with iron, coke and silica at 2000 deg. C.

The weight of evidence suggests that catalytically active alumina and the large surface area aluminas can induce lung fibrosis (aluminosis) in experimental animals, but only when given by the intra-tracheal route. The pertinence of such experiments in relation to workplace exposure is doubtful especially since it has been demonstrated that the most reactive of the aluminas (i.e. the chi and gamma forms), when given by inhalation, are non-fibrogenic in experimental animals. However rats exposed by inhalation to refractory aluminium fibre showed mild fibrosis and possibly carcinogenic effects indicating that fibrous aluminas might exhibit different toxicology to non-fibrous forms. Aluminium oxide fibres administered by the intrapleural route produce clear evidence of carcinogenicity.

Saffil fibre an artificially produced form alumina fibre used as refractories, consists of over 95% alumina, 3-4 % silica. Animal tests for fibrogenic, carcinogenic potential and oral toxicity have included in-vitro, intraperitoneal injection, intrapleural injection, inhalation, and feeding. The fibre has generally been inactive in animal studies. Also studies of Saffil dust clouds show very low respirable fraction.

#### Chronic

There is general agreement that particle size determines the degree of pathogenicity (the ability of a micro-organism to produce infectious disease) of elementary aluminium, or its oxides or hydroxides when they occur as dusts, fumes or vapours. Only those particles small enough to enter the alveoli (sub 5 um) are able to produce pathogenic effects in the lungs.

Occupational exposure to aluminium compounds may produce asthma, chronic obstructive lung disease and pulmonary fibrosis. Long-term overexposure may produce dyspnoea, cough, pneumothorax, variable sputum production and nodular interstitial fibrosis; death has been reported. Chronic interstitial pneumonia with severe cavitations in the right upper lung and small cavities in the remaining lung tissue, have been observed in gross pathology. Shaver's Disease may result from occupational exposure to fumes or dusts; this may produce respiratory distress and fibrosis with large blebs. Animal studies produce no indication that aluminium or its compounds are carcinogenic.

Because aluminium competes with calcium for absorption, increased amounts of dietary aluminium may contribute to the reduced skeletal mineralisation (osteopenia) observed in preterm infants and infants with growth retardation. In very high doses, aluminium can cause neurotoxicity, and is associated with altered function of the blood-brain barrier. A small percentage of people are allergic to aluminium and experience contact dermatitis, digestive disorders, vomiting or other symptoms upon contact or ingestion of products containing aluminium, such as deodorants or antacids. In those without allergies, aluminium is not as toxic as heavy metals, but there is evidence of some toxicity if it is consumed in excessive amounts. Although the use of aluminium cookware has not been shown to lead to aluminium toxicity in general, excessive consumption of antacids containing aluminium compounds and excessive use of aluminium-containing antiperspirants provide more significant exposure levels. Studies have shown that consumption of acidic foods or liquids with aluminium significantly increases aluminium absorption, and maltol has been shown to increase the accumulation of aluminium in nervous and osseous tissue. Furthermore, aluminium increases oestrogen-related gene expression in human breast cancer cells cultured in the laboratory. These salts' estrogen-like effects have led to their classification as a metalloestrogen. Some researchers have expressed concerns that the aluminium in antiperspirants may increase the risk of breast cancer.

After absorption, aluminium distributes to all tissues in animals and humans and accumulates in some, in particular bone. The main carrier of the aluminium ion in plasma is the iron binding protein, transferrin. Aluminium can enter the brain and reach the placenta and foetus. Aluminium may persist for a very long time in various organs and tissues before it is excreted in the urine. Although retention times for aluminium appear to be longer in humans than in rodents, there is little information allowing extrapolation from rodents to the humans.

At high levels of exposure, some aluminium compounds may produce DNA damage in vitro and in vivo via indirect mechanisms. The database on carcinogenicity of aluminium compounds is limited. No indication of any carcinogenic potential was obtained in mice given aluminium potassium sulphate at high levels in the diet.

Aluminium has shown neurotoxicity in patients undergoing dialysis and thereby chronically exposed parenterally to high concentrations of aluminium. It has been suggested that aluminium is implicated in the aetiology of Alzheimer's disease and associated with other neurodegenerative diseases in humans. However, these hypotheses remain controversial. Several compounds containing aluminium have the potential to produce neurotoxicity (mice, rats) and to affect the male reproductive system (dogs). In addition, after maternal exposure they have shown embryotoxicity (mice) and have affected the developing nervous system in the offspring (mice, rats). The available studies have a number of limitations and do not allow any

dose-response relationships to be established. The combined evidence from several studies in mice, rats and dogs that used dietary administration of aluminium compounds produce lowest-observed-adverse-effect levels (LOAELs) for effects on neurotoxicity, testes, embryotoxicity, and the developing nervous system of 52, 75, 100, and 50 mg aluminium/kg bw/day, respectively. Similarly, the lowest no-observed-adverse-effect levels (NOAELs) for effects on these endpoints were reported at 30, 27, 100, and for effects on the developing nervous system, between 10 and 42 mg aluminium/kg bw per day, respectively. Controversy exists over whether aluminium is the cause of degenerative brain disease (Alzheimer's disease or AD). Several epidemiological studies show a possible correlation between the incidence of AD and high levels of aluminium in drinking water. A study in Toronto, for example, found a 2.6 times increased risk in people residing for at least 10 years in communities where drinking water contained more than 0.15 mg/l aluminium compared with communities where the aluminium level was lower than 0.1 mg/l. A neurochemical model has been suggested linking aluminium exposure to brain disease. Aluminium concentrates in brain regions, notably the hippocampus, cerebral cortex and amygdala where it preferentially binds to large pyramid-shaped cells - it does not bind to a substantial degree to the smaller interneurons. Aluminium displaces magnesium in key metabolic reactions in brain cells and also interferes with calcium metabolism and inhibits phosphoinositide metabolism. Phosphoinositide normally controls calcium ion levels at critical concentrations.

Under the microscope the brain of AD sufferers show thickened fibrils (neurofibrillary tangles - NFT) and plaques consisting of amyloid protein deposited in the matrix between brain cells. Tangles result from alteration of "tau" a brain cytoskeletal protein. AD tau is distinguished from normal tau because it is hyperphosphorylated. Aluminium hyperphosphorylates tau in vitro. When AD tau is injected into rat brain NFT-like aggregates form but soon degrade. Aluminium stabilises these aggregates rendering them resistant to protease degradation. Plaque formation is also enhanced by aluminium which induces the accumulation of amyloid precursor protein in the thread-like extensions of nerve cells (axons and dendrites). In addition aluminium has been shown to depress the activity of most neuro-transmitters similarly depressed in AD (acetylcholine, norepinephrine, glutamate and GABA). Aluminium enters the brain in measurable quantities, even when trace levels are contained in a glass of tap water. Other sources of bioavailable aluminium include baking powder, antacids and aluminium products used for general food preparation and storage (over 12 months, aluminium levels in soft drink packed in aluminium cans rose from 0.05 to 0.9 mg/l). [Walton, J and Bryson-Taylor, D. - *Chemistry in Australia*, August 1995]

Prolonged or repeated inhalation of dust may result in pneumoconiosis (lung disease caused by inhalation dust).

Graphite workers have reported symptoms of headaches, coughing, depression, low appetite, dyspnoea (difficult breathing) and black sputum.

A number of studies indicate that graphitosis is a progressive and disabling disease and that the presence of crystalline silica and some silicates as graphite impurities have a pronounced synergistic effect.

Workers suffering from graphite pneumoconiosis have generally worked in the industry for long periods, i.e. 10 years or more, although some cases have been reported after as little as four years.

Data indicate the higher the crystalline silica content of graphite the greater is the severity of the pneumoconiosis.

Pre-employment and periodic examinations should be directed towards detecting significant respiratory disease through chest X-rays and pulmonary function tests

Neuromuscular effects result from chronic over-exposure to lithium compounds. These may include tremor, ataxia, clonus and hyperactive reflexes. Some animal studies have shown that exposure during pregnancy may produce birth defects. Other studies with rats, rabbits and monkeys have not shown teratogenic effects. Human data are ambiguous; it is well established that lithium can cross the human placenta. Of 225 registered pregnancies in which the mothers had received lithium (as a tranquiliser) there were 25 instances of congenital malformation. Although pharmacological doses of lithium cannot be unequivocally designated as a human teratogen, lithium therapy is contraindicated in women of childbearing potential.

Prolonged exposure may produce anorexia, weight loss and emaciation. The kidneys, behavioural/ central nervous system and peripheral nervous system may also show adverse effects.

Various types of dermatitis (psoriasis, alopecia, cutaneous ulcers, acne, follicular papules, xerosis cutis, exfoliative) may also result from chronic skin exposure.

Lithium ion can be an effective treatment for manic depression. It is thought to bind the enzyme IMPase (inositol monophosphatase) and thereby mediates its influence in producing a response to calcium-induced production of neurotransmitters and hormones thought to be responsible for the clinical picture.

In subchronic studies, rats were exposed to 3 milliequivalents Li/kg/day (equivalent to 1450 mg for a 70 kg person) but did not accumulate Li whilst on a high sodium diet. However when sodium was restricted, fatal kidney toxicity developed. Dogs survived daily dose of 50 mg LiCl/kg for 150 days to the termination of the experiment on a normal sodium intake, whereas the same dose was lethal in 12 to 18 days on a low sodium diet: 20 mg LiCl/kg/day resulted in death in 18 to 30 days.

Chronic inhalation exposure of production workers has caused decreased pulmonary function and myocardial dystrophy. There is suggestive but inconclusive evidence that carbon black containing polyaromatic hydrocarbons (PAHs) has been responsible for induction of skin cancers in exposed workers.

Long term inhalation of carbon black can cause cough, phlegm, tiredness, chest pain and headache. Dermal, mucosal, or inhalation exposure can cause irritation.

Inhalation of carbon black by mice, rats and monkeys caused thickened alveolar walls, increased pulmonary collagen, right atrial and ventricular strain, hypertrophy of the right atrial and ventricular septum and increased heart weights. Although carbon black itself did not cause cancer in treated animals, carbon black containing polyaromatic hydrocarbons (PAHs) did cause cancer following chronic administration by all routes tested.

Epidemiological studies of workers in the carbon black producing industries of North America and Western Europe show no significant health effect due to occupational exposure to carbon black. Several other studies provide conflicting evidence. Early studies in the former USSR and Eastern Europe report respiratory diseases amongst workers exposed to carbon black, including bronchitis, pneumonia, emphysema and rhinitis. These studies are of questionable validity due to inadequate study design and methodology, lack of appropriate controls for cigarette smoking and other confounding factors such as concurrent exposure to carbon dioxide, coal oil and petroleum vapours. Moreover, review of these studies indicates that the concentrations of carbon black were greater than current occupational standards.

Carbon black may cause adverse pulmonary changes following prolonged or repeated inhalation of the dust; these include oral mucosal lesions, bronchitis and pneumoconiosis which may lead to lung tumours.

The body of evidence of carcinogenicity in animal studies comes from two chronic inhalation studies and two intratracheal instillation studies in rats, which showed significantly elevated rates of lung cancer in exposed animals. An inhalation study was

tested on mice, but did not show significantly elevated rates of lung cancer in exposed animals. Epidemiologic data comes from three different cohort studies of carbon black production workers. Two studies, from the United Kingdom and Germany, with over 1,000 workers in each study group, showed elevated mortality from lung cancer in the carbon black workers. Another study of over 5,000 workers in the United States did not show elevated mortality from lung cancer in the carbon black workers. Newer findings of increased lung cancer mortality in an update from the UK study may suggest that carbon black could be a late-stage carcinogen. However, a more recent and larger study from Germany did not confirm this hypothesis that carbon black acts as a late-stage carcinogen.

In studies employing channel and furnace black, hamsters, mice, guinea pigs, rabbits and monkeys exposed to dusts for 7 hours/day, 5 days/week, at concentrations of 87.4 mg/m<sup>3</sup> for channel black and 56.5 mg/m<sup>3</sup> for furnace black, no malignancies were observed in any of the animals. Channel black had little if any absorbed polyaromatic hydrocarbons (PAHs) (as benzene extractables) whilst furnace black had 0.28%.

Several findings have strengthened the association between inflammation and cancer and between the particle surface area dose of carbon black and other poorly soluble low toxicity (PSLT) particles and the pulmonary inflammation response in mice and the proinflammatory effects in lung cells in vitro. Other evidence suggests that in addition to a cancer mechanism involving indirect genotoxicity through inflammation and oxidative stress, nanoparticles may act as direct carcinogens.

Carbon black appears to act like PSLT particles, which can elicit lung tumours in rats following prolonged exposure to sufficiently high concentrations of particles. Particle surface area dose was found to be most predictive of pulmonary inflammation and tumour response in rats when comparing the dose-response relationships for various types and sizes of PSLT including carbon black. Compared to fine PSLT, much lower concentrations of ultrafine PSLT (e.g. 2.5, 6.5 or 11.5 mg/m<sup>3</sup> carbon black and ~10 mg/m<sup>3</sup> ultrafine titanium dioxide) were associated with impaired clearance, persistent inflammation, and malignant lung tumours in chronic inhalation studies in rats. Most evidence suggests that carbon black and other PSLT-elicited lung tumours occurs through a secondary genotoxic mechanism, involving chronic inflammation and oxidative stress. Experimental studies have shown that when the particle lung dose reaches a sufficiently high concentration (e.g., mass dose of ~0.5 mg fine-sized PSLT/g lung in rats), the alveolar macrophage-mediated clearance process begins to be impaired (complete impairment occurs at ~10 mg/g lung. Overloading of lung clearance is accompanied by pulmonary inflammation, leading to increased production of reactive oxygen and nitrogen species, depletion of antioxidants and/or impairment of other defense mechanisms, cell injury, cell proliferation, fibrosis, and as seen in rats, induction of mutations and eventually cancer. Rats appear to be more sensitive to carbon black and other PSLT than other rodent species. Although studies in humans have not shown a direct link between inhaled PSLT and lung cancer, many of the steps in the mechanism observed in rats have also been observed in humans who work in dusty jobs, including increased particle lung retention and pulmonary inflammation in workers exposed to coal dust or crystalline silica and elevated lung cancer has been observed in some studies of workers exposed to carbon black, crystalline silica, and diesel exhaust particles.

Monkeys exposed to channel black for 1000-1500 hours showed evidence of electrocardiac changes indicative of right atrial and right ventricular strain. These changes increased progressively until after 10,000 hours of exposure, when the changes were marked. The authors of this study concluded that there was no significant effect due to prolonged exposure other than those expected from the accumulation of non-toxic dusts in the pulmonary system. Exposure to furnace black produced a similar picture although electrocardiographic change was first observed in monkeys after 2500 hours' exposure and marked atrial and right ventricular strain after 10,000 hours' exposure. The authors concluded that there was no significant effect due to prolonged exposure other than those expected from the accumulation of nontoxic dusts in the pulmonary system. Exposure to furnace black produced a similar picture although electrocardiographic change was first observed in monkeys after 2500 hours exposure and marked atrial and right ventricular strain after 10,000 hours exposure.

Chromatographic fractions of oily material extracted from carbon black have been shown to be carcinogenic whilst the unfractionated extracts are not. The activity of some carcinogens appear to be inhibited by carbon black itself.

Chronic copper poisoning is rarely recognised in man although in one instance, at least, symptoms more commonly associated with exposures to mercury, namely infantile acro-dynia (pink disease), have been described. Tissue damage of mucous membranes may follow chronic dust exposure. A hazardous situation is exposure of a worker with the rare hereditary condition (Wilson's disease or hereditary hepatolenticular degeneration) to copper exposure which may cause liver, kidney, CNS, bone and sight damage and is potentially lethal. Haemolytic anaemia (a result of red-blood cell damage) is common in cows and sheep poisoned by copper derivatives. Overdosing of copper feed supplements has resulted in pigmentary cirrhosis of the liver.

[GOSSELIN, SMITH HODGE: Clinical Toxicology of Commercial Products]

Dogs given daily doses of sodium phosphate dibasic for 9-22 weeks showed calcium deposits in the kidneys (nephrocalcinosis) with disseminated atrophy of the proximal tubule. Animals fed on sodium phosphate dibasic and potassium dihydrogen phosphate, in both short- and long-term studies, showed increased bone porosity; hyperparathyroidism and soft tissue calcification were also evident.

Chronic excessive iron exposure has been associated with haemosiderosis and consequent possible damage to the liver and pancreas. Haemosiderin is a golden-brown insoluble protein produced by phagocytic digestion of haematin (an iron-based pigment). Haemosiderin is found in most tissues, especially in the liver, in the form of granules. Other sites of haemosiderin deposition include the pancreas and skin. A related condition, haemochromatosis, which involves a disorder of metabolism of these deposits, may produce cirrhosis of the liver, diabetes, and bronze pigmentation of the skin - heart failure may eventually occur.

Such exposure may also produce conjunctivitis, choroiditis, retinitis (both inflammatory conditions involving the eye) and siderosis of tissues if iron remains in these tissues. Siderosis is a form of pneumoconiosis produced by iron dusts. Siderosis also includes discoloration of organs, excess circulating iron and degeneration of the retina, lens and uvea as a result of the deposition of intraocular iron. Siderosis might also involve the lungs - involvement rarely develops before ten years of regular exposure. Often there is an accompanying inflammatory reaction of the bronchi. Permanent scarring of the lungs does not normally occur.

High levels of iron may raise the risk of cancer. This concern stems from the theory that iron causes oxidative damage to tissues and organs by generating highly reactive chemicals, called free radicals, which subsequently react with DNA. Cells may be disrupted and may become cancerous. People whose genetic disposition prevents them from keeping tight control over iron (e.g. those with the inherited disorder, haemochromatosis) may be at increased risk.

Iron overload in men may lead to diabetes, arthritis, liver cancer, heart irregularities and problems with other organs as iron builds

ALLiON LiFePO4 Rechargeable Battery

	up. [K. Schmidt, New Scientist, No. 1919 pp.11-12, 2nd April, 1994]	
ALLiON LiFePO4 Rechargeable Battery	<b>TOXICITY</b>	<b>IRRITATION</b>
	Not Available	Not Available
lithium iron phosphate	<b>TOXICITY</b>	<b>IRRITATION</b>
	>2000 mg/kg <sup>[1]</sup>	Eye: no adverse effect observed (not irritating) <sup>[1]</sup> Skin: no adverse effect observed (not irritating) <sup>[1]</sup>
copper	<b>TOXICITY</b>	<b>IRRITATION</b>
	0.12 mg/kg <sup>[2]</sup>	Eye: no adverse effect observed (not irritating) <sup>[1]</sup>
	12 mg/kg <sup>[2]</sup>	Skin: no adverse effect observed (not irritating) <sup>[1]</sup>
	Oral (mouse) LD50: =.7 mg/kg <sup>[2]</sup> Oral (rat) LD50: 5800 mg/kg <sup>[2]</sup>	
aluminium	<b>TOXICITY</b>	<b>IRRITATION</b>
	Not Available	Eye: no adverse effect observed (not irritating) <sup>[1]</sup> Skin: no adverse effect observed (not irritating) <sup>[1]</sup>
graphite	<b>TOXICITY</b>	<b>IRRITATION</b>
	Oral (rat) LD50: >2000 mg/kg <sup>[2]</sup>	Not Available
lithium fluorophosphate	<b>TOXICITY</b>	<b>IRRITATION</b>
	Oral (rat) LD50: 50-300 mg/kg <sup>[1]</sup>	Not Available
<b>Legend:</b>	1. Value obtained from Europe ECHA Registered Substances - Acute toxicity 2.* Value obtained from manufacturer's SDS. Unless otherwise specified data extracted from RTECS - Register of Toxic Effect of chemical Substances	

<b>LITHIUM IRON PHOSPHATE</b>	<p>Goitrogenic:</p> <p>Goitrogens are substances that suppress the function of the thyroid gland by interfering with iodine uptake, which can, as a result, cause an enlargement of the thyroid, i.e., a goitre</p> <p>Goitrogens include:</p> <ul style="list-style-type: none"> <li>▸ Vitexin, a flavanoid, which inhibits thyroid peroxidase thus contributing to goiter.</li> <li>▸ Ions such as thiocyanate and perchlorate which decrease iodide uptake by competitive inhibition; as a consequence of reduced thyroxine and triiodothyronine secretion by the gland, at low doses, this causes an increased release of thyrotropin (by reduced negative feedback), which then stimulates the gland.</li> <li>▸ Lithium which inhibits thyroid hormone release.</li> <li>▸ Certain foods, such as soy and millet (containing vitexins) and vegetables in the genus Brassica (e.g. broccoli, brussels sprouts, cabbage, horseradish).</li> <li>▸ Caffeine (in coffee, tea, cola, chocolate) which acts on thyroid function as a suppressant.</li> </ul>
	<p>WARNING: Inhalation of high concentrations of copper fume may cause "metal fume fever", an acute industrial disease of short duration. Symptoms are tiredness, influenza like respiratory tract irritation with fever.</p> <p>for copper and its compounds (typically copper chloride):</p> <p><b>Acute toxicity:</b> There are no reliable acute oral toxicity results available. In an acute dermal toxicity study (OECD TG 402), one group of 5 male rats and 5 groups of 5 female rats received doses of 1000, 1500 and 2000 mg/kg bw via dermal application for 24 hours. The LD50 values of copper monochloride were 2,000 mg/kg bw or greater for male (no deaths observed) and 1,224 mg/kg bw for female. Four females died at both 1500 and 2000 mg/kg bw, and one at 1,000 mg/kg bw. Symptom of the hardness of skin, an exudation of hardness site, the formation of scar and reddish changes were observed on application sites in all treated animals. Skin inflammation and injury were also noted. In addition, a reddish or black urine was observed in females at 2,000, 1,500 and 1,000 mg/kg bw. Female rats appeared to be more sensitive than male based on mortality and clinical signs. No reliable skin/eye irritation studies were available. The acute dermal study with copper monochloride suggests that it has a potential to cause skin irritation.</p> <p><b>Repeat dose toxicity:</b> In repeated dose toxicity study performed according to OECD TG 422, copper monochloride was given orally (gavage) to Sprague-Dawley rats for 30 days to males and for 39 - 51 days to females at concentrations of 0, 1.3, 5.0, 20, and 80 mg/kg bw/day. The NOAEL value was 5 and 1.3 mg/kg bw/day for male and female rats, respectively. No deaths were observed in male rats. One treatment-related death was observed in female rats in the high dose group. Erythropoietic toxicity (anaemia) was seen in both sexes at the 80 mg/kg bw/day. The frequency of squamous cell hyperplasia of the forestomach was increased in a dose-dependent manner in male and female rats at all treatment groups, and was statistically significant in males at doses of =20 mg/kg bw/day and in females at doses of =5 mg/kg bw/day doses. The observed effects are considered to be local, non-systemic effect on the forestomach which result from oral (gavage) administration of copper monochloride.</p> <p><b>Genotoxicity:</b> An in vitro genotoxicity study with copper monochloride showed negative results in a bacterial reverse mutation test with Salmonella typhimurium strains (TA 98, TA 100, TA 1535, and TA 1537) with and without S9 mix at concentrations of up to 1,000 ug/plate. An in vitro test for chromosome aberration in Chinese hamster lung (CHL) cells showed that copper</p>
<b>COPPER</b>	

ALLiON LiFePO4 Rechargeable Battery

	<p>monochloride induced structural and numerical aberrations at the concentration of 50, 70 and 100 ug/mL without S9 mix. In the presence of the metabolic activation system, significant increases of structural aberrations were observed at 50 and 70 ug/mL and significant increases of numerical aberrations were observed at 70 ug/mL. In an in vivo mammalian erythrocyte micronucleus assay, all animals dosed (15 - 60 mg/kg bw) with copper monochloride exhibited similar PCE/(PCE+NCE) ratios and MNPCE frequencies compared to those of the negative control animals. Therefore copper monochloride is not an in vivo mutagen.</p> <p><b>Carcinogenicity:</b> there was insufficient information to evaluate the carcinogenic activity of copper monochloride.</p> <p>Reproductive and developmental toxicity: In the combined repeated dose toxicity study with the reproduction/developmental toxicity screening test (OECD TG 422), copper monochloride was given orally (gavage) to Sprague-Dawley rats for 30 days to males and for 39-51 days to females at concentrations of 0, 1.3, 5.0, 20, and 80 mg/kg bw/day. The NOAEL of copper monochloride for fertility toxicity was 80 mg/kg bw/day for the parental animals. No treatment-related effects were observed on the reproductive organs and the fertility parameters assessed. For developmental toxicity the NOAEL was 20 mg/kg bw/day. Three of 120 pups appeared to have icterus at birth; 4 of 120 pups appeared runted at the highest dose tested (80 mg/kg bw/day).</p>
<b>LITHIUM IRON PHOSPHATE &amp; ALUMINIUM &amp; GRAPHITE &amp; LITHIUM FLUOROPHOSPHATE</b>	No significant acute toxicological data identified in literature search.
<b>GRAPHITE &amp; LITHIUM FLUOROPHOSPHATE</b>	<p>Asthma-like symptoms may continue for months or even years after exposure to the material ceases. This may be due to a non-allergenic condition known as reactive airways dysfunction syndrome (RADS) which can occur following exposure to high levels of highly irritating compound. Key criteria for the diagnosis of RADS include the absence of preceding respiratory disease, in a non-atopic individual, with abrupt onset of persistent asthma-like symptoms within minutes to hours of a documented exposure to the irritant. A reversible airflow pattern, on spirometry, with the presence of moderate to severe bronchial hyperreactivity on methacholine challenge testing and the lack of minimal lymphocytic inflammation, without eosinophilia, have also been included in the criteria for diagnosis of RADS. RADS (or asthma) following an irritating inhalation is an infrequent disorder with rates related to the concentration of and duration of exposure to the irritating substance. Industrial bronchitis, on the other hand, is a disorder that occurs as result of exposure due to high concentrations of irritating substance (often particulate in nature) and is completely reversible after exposure ceases. The disorder is characterised by dyspnea, cough and mucus production.</p>

<b>Acute Toxicity</b>	✗	<b>Carcinogenicity</b>	✗
<b>Skin Irritation/Corrosion</b>	✓	<b>Reproductivity</b>	✗
<b>Serious Eye Damage/Irritation</b>	✓	<b>STOT - Single Exposure</b>	✗
<b>Respiratory or Skin sensitisation</b>	✗	<b>STOT - Repeated Exposure</b>	✓
<b>Mutagenicity</b>	✗	<b>Aspiration Hazard</b>	✗

**Legend:** ✗ – Data either not available or does not fill the criteria for classification  
✓ – Data available to make classification

SECTION 12 Ecological information

Toxicity

ALLiON LiFePO4 Rechargeable Battery	Endpoint	Test Duration (hr)	Species	Value	Source
	Not Available	Not Available	Not Available	Not Available	Not Available
lithium iron phosphate	Endpoint	Test Duration (hr)	Species	Value	Source
	LC50	96	Fish	>28mg/L	2
	EC50	48	Crustacea	>28mg/L	2
	EC50	72	Algae or other aquatic plants	>24mg/L	2
NOEC	72	Algae or other aquatic plants	>=24mg/L	2	
copper	Endpoint	Test Duration (hr)	Species	Value	Source
	LC50	96	Fish	0.001-0.06mg/L	2
	EC50	48	Crustacea	0.001-0.213mg/L	2
	EC50	72	Algae or other aquatic plants	0.0165mg/L	2
NOEC	Not Available	Crustacea	0.004mg/L	5	
aluminium	Endpoint	Test Duration (hr)	Species	Value	Source
	LC50	96	Fish	0.001-0.134mg/L	2

ALLiON LiFePO4 Rechargeable Battery

	EC50	48	Crustacea	0.7364mg/L	2
	EC50	72	Algae or other aquatic plants	0.001-0.799mg/L	2
	NOEC	240	Crustacea	0.001-0.1002mg/L	2
graphite	<b>Endpoint</b>	<b>Test Duration (hr)</b>	<b>Species</b>	<b>Value</b>	<b>Source</b>
	LC50	96	Fish	>100mg/L	2
	EC50	48	Crustacea	>100mg/L	2
	EC50	72	Algae or other aquatic plants	>100mg/L	2
	NOEC	72	Algae or other aquatic plants	>=100mg/L	2
lithium fluorophosphate	<b>Endpoint</b>	<b>Test Duration (hr)</b>	<b>Species</b>	<b>Value</b>	<b>Source</b>
	LC50	96	Fish	42mg/L	2
	EC50	48	Crustacea	98mg/L	2
	EC50	96	Algae or other aquatic plants	43mg/L	2
	NOEC	528	Fish	0.2mg/L	2
<b>Legend:</b>	Extracted from 1. IUCLID Toxicity Data 2. Europe ECHA Registered Substances - Ecotoxicological Information - Aquatic Toxicity 3. EPIWIN Suite V3.12 (QSAR) - Aquatic Toxicity Data (Estimated) 4. US EPA, Ecotox database - Aquatic Toxicity Data 5. ECETOC Aquatic Hazard Assessment Data 6. NITE (Japan) - Bioconcentration Data 7. METI (Japan) - Bioconcentration Data 8. Vendor Data				

Do NOT allow product to come in contact with surface waters or to intertidal areas below the mean high water mark. Do not contaminate water when cleaning equipment or disposing of equipment wash-waters.

Wastes resulting from use of the product must be disposed of on site or at approved waste sites.

Metal-containing inorganic substances generally have negligible vapour pressure and are not expected to partition to air. Once released to surface waters and moist soils their fate depends on solubility and dissociation in water. Environmental processes (such as oxidation and the presence of acids or bases) may transform insoluble metals to more soluble ionic forms. Microbiological processes may also transform insoluble metals to more soluble forms. Such ionic species may bind to dissolved ligands or sorb to solid particles in aquatic or aqueous media. A significant proportion of dissolved/ sorbed metals will end up in sediments through the settling of suspended particles. The remaining metal ions can then be taken up by aquatic organisms.

When released to dry soil most metals will exhibit limited mobility and remain in the upper layer; some will leach locally into ground water and/ or surface water ecosystems when soaked by rain or melt ice. Environmental processes may also be important in changing solubilities.

Even though many metals show few toxic effects at physiological pHs, transformation may introduce new or magnified effects.

A metal ion is considered infinitely persistent because it cannot degrade further.

The current state of science does not allow for an unambiguous interpretation of various measures of bioaccumulation.

The counter-ion may also create health and environmental concerns once isolated from the metal. Under normal physiological conditions the counter-ion may be essentially insoluble and may not be bioavailable.

Environmental processes may enhance bioavailability.

**DO NOT discharge into sewer or waterways.**

### Persistence and degradability

Ingredient	Persistence: Water/Soil	Persistence: Air
	No Data available for all ingredients	No Data available for all ingredients

### Bioaccumulative potential

Ingredient	Bioaccumulation
	No Data available for all ingredients

### Mobility in soil

Ingredient	Mobility
	No Data available for all ingredients

## SECTION 13 Disposal considerations

### Waste treatment methods

Product / Packaging disposal	<ul style="list-style-type: none"> <li>· Recycle wherever possible or consult manufacturer for recycling options.</li> <li>· Consult State Land Waste Management Authority for disposal.</li> <li>▶ <b>DO NOT allow wash water from cleaning or process equipment to enter drains.</b></li> <li>▶ It may be necessary to collect all wash water for treatment before disposal.</li> <li>▶ In all cases disposal to sewer may be subject to local laws and regulations and these should be considered first.</li> </ul>
------------------------------	--

Continued...




## ALLiON LiFePO4 Rechargeable Battery

- ▶ Where in doubt contact the responsible authority.
- ▶ Recycle wherever possible or consult manufacturer for recycling options.
- ▶ Consult State Land Waste Authority for disposal.
- ▶ Bury or incinerate residue at an approved site.
- ▶ Recycle containers if possible, or dispose of in an authorised landfill.

## SECTION 14 Transport information

## Labels Required

	
<b>Marine Pollutant</b>	NO
<b>HAZCHEM</b>	2Y

## Land transport (ADG)

<b>UN number</b>	3480	
<b>UN proper shipping name</b>	LITHIUM ION BATTERIES (including lithium ion polymer batteries)	
<b>Transport hazard class(es)</b>	Class	9
	Subrisk	Not Applicable
<b>Packing group</b>	Not Applicable	
<b>Environmental hazard</b>	Not Applicable	
<b>Special precautions for user</b>	Special provisions	188 230 310 348 376 377 384 387
	Limited quantity	0

## Air transport (ICAO-IATA / DGR)

<b>UN number</b>	3480	
<b>UN proper shipping name</b>	Lithium ion batteries (including lithium ion polymer batteries)	
<b>Transport hazard class(es)</b>	ICAO/IATA Class	9
	ICAO / IATA Subrisk	Not Applicable
	ERG Code	12FZ
<b>Packing group</b>	Not Applicable	
<b>Environmental hazard</b>	Not Applicable	
<b>Special precautions for user</b>	Special provisions	A88 A99 A154 A164 A183 A201 A206 A213 A331 A334 A802
	Cargo Only Packing Instructions	See 965
	Cargo Only Maximum Qty / Pack	See 965
	Passenger and Cargo Packing Instructions	Forbidden
	Passenger and Cargo Maximum Qty / Pack	Forbidden
	Passenger and Cargo Limited Quantity Packing Instructions	Forbidden
	Passenger and Cargo Limited Maximum Qty / Pack	Forbidden

## Sea transport (IMDG-Code / GGVSee)

<b>UN number</b>	3480	
<b>UN proper shipping name</b>	LITHIUM ION BATTERIES (including lithium ion polymer batteries)	
<b>Transport hazard class(es)</b>	IMDG Class	9
	IMDG Subrisk	Not Applicable
<b>Packing group</b>	Not Applicable	

ALLiON LiFePO4 Rechargeable Battery

<b>Environmental hazard</b>	Not Applicable	
<b>Special precautions for user</b>	EMS Number	F-A , S-I
	Special provisions	188 230 310 348 376 377 384 387
	Limited Quantities	0

**Transport in bulk according to Annex II of MARPOL and the IBC code**

Not Applicable

**SECTION 15 Regulatory information**

**Safety, health and environmental regulations / legislation specific for the substance or mixture**

**lithium iron phosphate is found on the following regulatory lists**

Australia Standard for the Uniform Scheduling of Medicines and Poisons (SUSMP) - Schedule 4  
Australia Standard for the Uniform Scheduling of Medicines and Poisons (SUSMP) - Schedule 5

Australia Standard for the Uniform Scheduling of Medicines and Poisons (SUSMP) - Schedule 6

**copper is found on the following regulatory lists**

Australia Standard for the Uniform Scheduling of Medicines and Poisons (SUSMP) - Schedule 4  
Australia Standard for the Uniform Scheduling of Medicines and Poisons (SUSMP) - Schedule 5

Australia Standard for the Uniform Scheduling of Medicines and Poisons (SUSMP) - Schedule 6  
Australian Inventory of Industrial Chemicals (AIIC)

**aluminium is found on the following regulatory lists**

Australia Hazardous Chemical Information System (HCIS) - Hazardous Chemicals

Australian Inventory of Industrial Chemicals (AIIC)

**graphite is found on the following regulatory lists**

Australian Inventory of Industrial Chemicals (AIIC)

**lithium fluorophosphate is found on the following regulatory lists**

Australian Inventory of Industrial Chemicals (AIIC)

**National Inventory Status**

National Inventory	Status
Australia - AIIC	No (lithium iron phosphate)
Australia Non-Industrial Use	No (lithium iron phosphate; copper; aluminium; graphite; lithium fluorophosphate)
Canada - DSL	No (lithium fluorophosphate)
Canada - NDSL	No (lithium iron phosphate; copper; aluminium; graphite)
China - IECSC	No (lithium iron phosphate)
Europe - EINEC / ELINCS / NLP	No (lithium iron phosphate)
Japan - ENCS	No (copper; aluminium; graphite; lithium fluorophosphate)
Korea - KECI	Yes
New Zealand - NZIoC	No (lithium iron phosphate; lithium fluorophosphate)
Philippines - PICCS	No (lithium iron phosphate)
USA - TSCA	Yes
Taiwan - TCSI	Yes
Mexico - INSQ	No (lithium iron phosphate; lithium fluorophosphate)
Vietnam - NCI	Yes
Russia - ARIPS	No (lithium iron phosphate; lithium fluorophosphate)
<b>Legend:</b>	Yes = All CAS declared ingredients are on the inventory No = One or more of the CAS listed ingredients are not on the inventory and are not exempt from listing (see specific ingredients in brackets)

**SECTION 16 Other information**

<b>Revision Date</b>	26/08/2020
<b>Initial Date</b>	26/08/2020

### Other information

Classification of the preparation and its individual components has drawn on official and authoritative sources as well as independent review by the Chemwatch Classification committee using available literature references.

The SDS is a Hazard Communication tool and should be used to assist in the Risk Assessment. Many factors determine whether the reported Hazards are Risks in the workplace or other settings. Risks may be determined by reference to Exposures Scenarios. Scale of use, frequency of use and current or available engineering controls must be considered.

### Definitions and abbreviations

PC—TWA: Permissible Concentration-Time Weighted Average  
PC—STEL: Permissible Concentration-Short Term Exposure Limit  
IARC: International Agency for Research on Cancer  
ACGIH: American Conference of Governmental Industrial Hygienists  
STEL: Short Term Exposure Limit  
TEEL: Temporary Emergency Exposure Limit,  
IDLH: Immediately Dangerous to Life or Health Concentrations  
OSF: Odour Safety Factor  
NOAEL :No Observed Adverse Effect Level  
LOAEL: Lowest Observed Adverse Effect Level  
TLV: Threshold Limit Value  
LOD: Limit Of Detection  
OTV: Odour Threshold Value  
BCF: BioConcentration Factors  
BEI: Biological Exposure Index

This document is copyright.

Apart from any fair dealing for the purposes of private study, research, review or criticism, as permitted under the Copyright Act, no part may be reproduced by any process without written permission from CHEMWATCH.

TEL (+61 3) 9572 4700.