

RB48V200

LITHIUM IRON PHOSPHATE BATTERY

ELECTRICAL SPECIFICATIONS

Nominal Voltage	51.2 V
Nominal Capacity	200 Ah
Capacity @ 25A	480 min
Energy	10.24 kWh
Resistance	50 mΩ
Efficiency	99%
Self Discharge	<3% per Month
Maximum Modules in Series	1

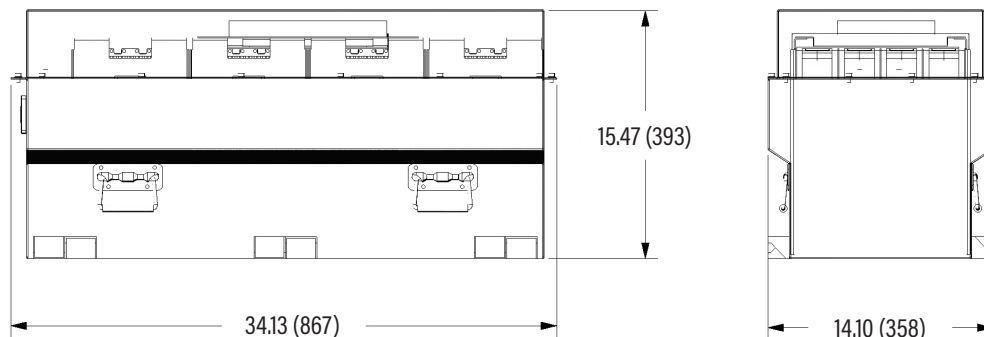
DISCHARGE SPECIFICATIONS

Maximum Continuous Discharge Current	200 A
Peak Discharge Current	250 A (4 s ±1 s)
PCM Discharge Current Cut-Off	450 A (±80 A)
Recommended Low Voltage Disconnect	44 V
PCM Discharge Voltage Cut-Off	32 V
Reconnect Voltage	40 V
Short Circuit Protection	200-600 μs

TEMPERATURE SPECIFICATIONS

Discharge Temperature	-4 to 140 °F (-20 to 60 °C)
Charge Temperature	32 to 131 °F (0 to 55 °C)
Storage Temperature	-4 to 140 °F (-20 to 60 °C)
PCM High Temperature Cut-Off	176 °F (80 °C)

DIMENSIONAL SPECIFICATIONS



MECHANICAL SPECIFICATIONS

Dimensions (L x W x H)	34.1 x 14.1 x 15.5"
	867 x 358 x 393 mm
Weight	265 lbs (120 kg)
Terminal Type	M10
Terminal Torque	110 - 125 in-lbs (12.2 - 14 N-m)
Case Material	Steel Case
Enclosure Protection	IP56
Cell Type - Chemistry	Cylindrical - LiFePO ₄

CHARGE SPECIFICATIONS

Recommended Charge Current	100 A
Maximum Charge Current	200 A
PCM Charge Current Cut-Off	450 A (±80 A)
Recommended Charge Voltage	56.8 V - 58.4 V
PCM Charge Voltage Cut-Off	60.8 V
Reconnect Voltage	57.6 V
Balancing Voltage	57.6 V

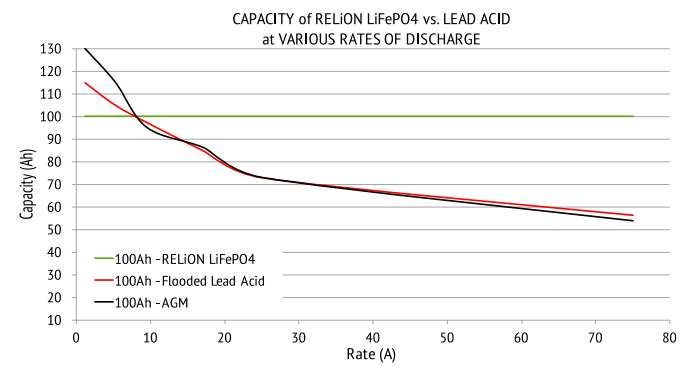
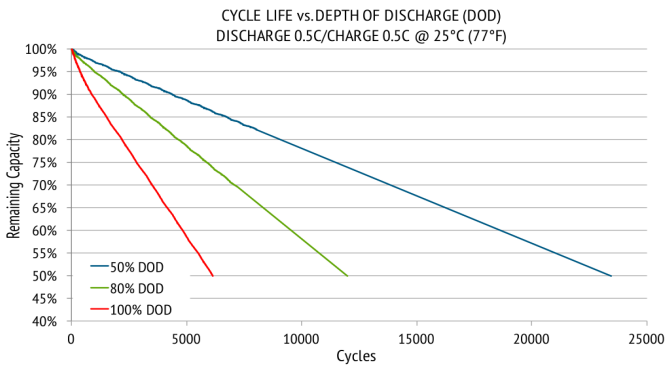
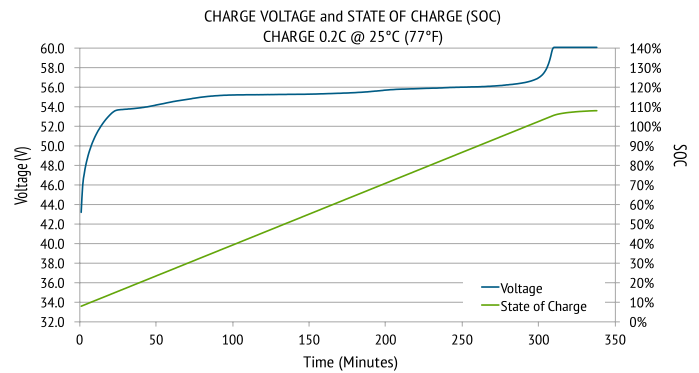
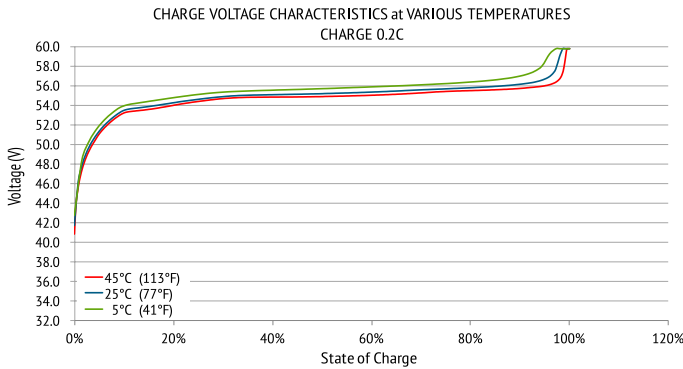
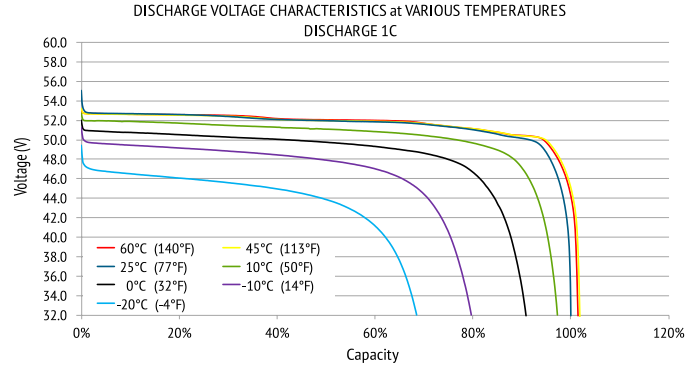
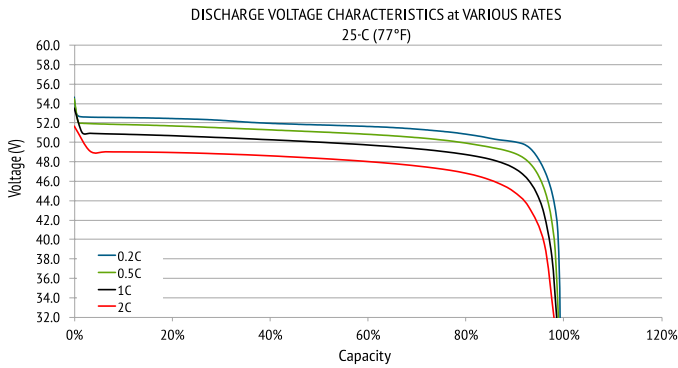
COMPLIANCE SPECIFICATIONS

Certifications	CE (battery) UL1642 & IEC62133 (cells)
Shipping Classification	UN 3480, CLASS 9



RB48V200

PERFORMANCE CHARACTERISTICS



RB48V200DS08.06.2017

