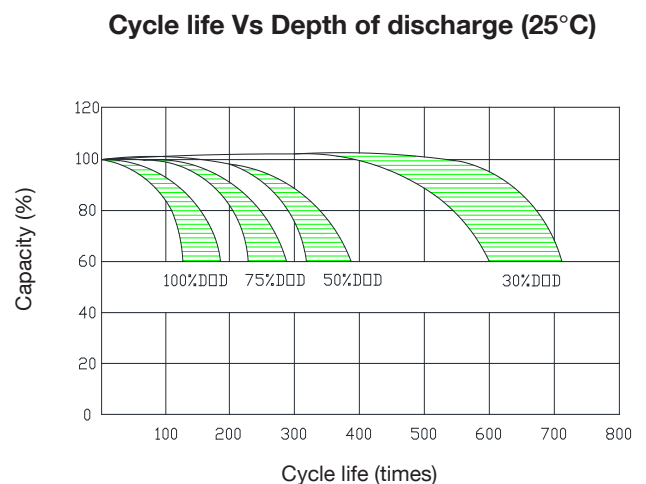
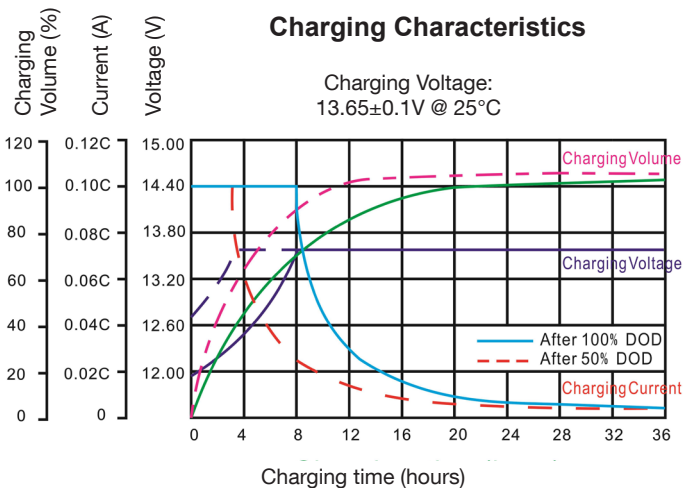


CHARACTERISTICS		
Nominal Voltage		12V
Nominal Capacity (20 hour rate)		105Ah
Capacity 25°C	10 hour rate (9.2A)	92.0Ah
	5 hour rate (17A)	86.0Ah
	1 hour rate (55.4A)	55.0Ah
Internal Resistance	Full Charged Battery 25°C	≤5.0mΩ
Capacity affected by Temperature (10 hour)	40°C	102%
	25°C	100%
	0°C	85%
	-15°C	65%
Self-Discharge 25°C Capacity	after 3 month storage	90%
	after 6 month storage	80%
	after 12 month storage	62%
Charge (Constant Voltage) 25°C	Float	Initial Charging Current Less than 20A, Voltage 13.6-13.8V
	Cycle	Initial Charging Current Less than 20A, Voltage 14.4-14.7V

PACKAGING		
Battery Dimensions	Length	307mm
	Width	169mm
	Height	211mm
	Total Height	216mm
Quantity Per Box	1 PC per box	
Net weight Per Box	30.2kg	
Gross Weight	30.7kg	

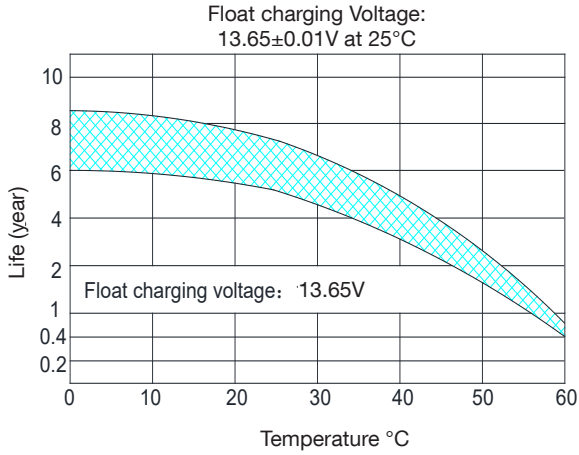
Discharge Constant Current per Cell (Amperes at 25°C)						
Time F.V/cell	30min	1h	2h	5h	10h	20h
1.60V	102.2	56.4	35.2	17.4	9.6	5.4
1.65V	101.7	56.0	34.6	17.3	9.5	5.3
1.70V	101.2	55.4	34.0	17.2	9.4	5.2
1.75V	101.0	55.3	33.5	17.1	9.2	5.1
1.80V	100.0	55.0	33.0	17.0	9.0	5.00

PERFORMANCE CHARACTERISTICS

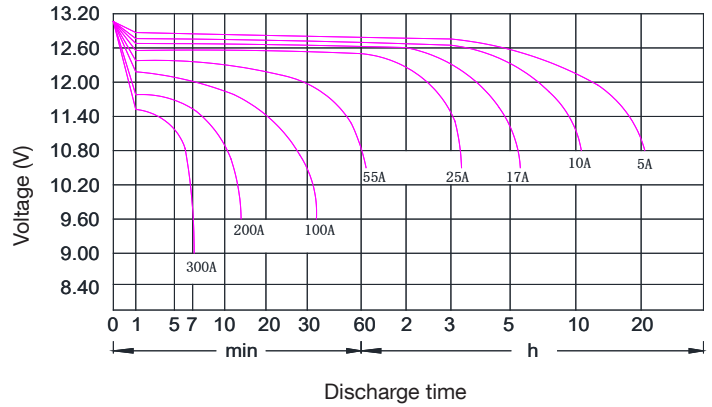


PERFORMANCE CHARACTERISTICS

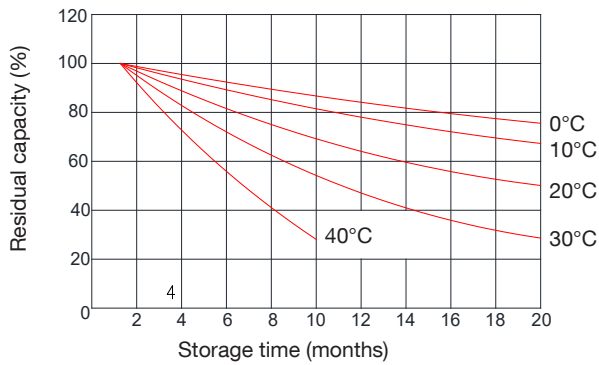
Temperature effect on designed float life



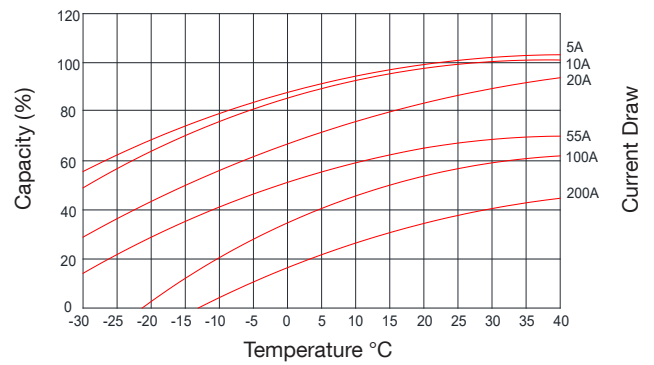
Discharge characteristics (25°C)



Temperature effect on battery self-discharge



Temperature effect on capacity



BATTERY CONSTRUCTION

Component	Positive plate	Negative plate	Container	Cover	Safety valve	Terminal	Separator	Electrolyte
Raw material	Lead dioxide	Lead	ABS	ABS	Si-Rubber	Copper	Fiberglass	Sulphuric acid

Note: The above data are average values, and can be obtained within 3 charge/discharge cycles. These are not minimum values. Cell and battery designs/specifications are subject to modification without notice. Contact R&J for the latest information.